MODERNIZE IT
LLC

MODERNIZE
YOUR OUTDOORS

Transform Your Outdoor Space with
Modernize It LLC

TABLE OF CONTENTS

01 Decking Options

02 Railing Options

03 Custom Layouts

04 Custom Inlays and Borders

05 Lighting Options

06 Custom Skirting

07 Custom Add ons

Decking options

TREX DECKING COLORS

Foggy Wharf

Rocky Harbor

Clam Shell

Pebble Grey

Island Mist

Whidbey

Ocracoke

Beach Dune

Toasted Sand

Biscayne

Rainier

Jasper

Carmel

Saddle

Coastal Bluff

Saddle

Rope Swing

Tiki Torch

Havana Gold

Spiced Rum

Lava Rock

TIMBERTECH DECKING COLORS

Coastline

Mahogany

Weathered Teak

English Walnut

TIMBERTECH DECKING COLORS

Dark Hickory

Cypress

French White Oak

Castle Gate

American Walnut

Boardwalk

Tigerwood

Pecan

Ashwood

Mocha

Whitewash Cedar

Espresso

Slate Gray

Brownstone

Kona

Antique Leather

TIMBERTECH DECKING COLORS

Driftwood

Dark Roast

Reclaimed Chestnut

Dark Oak

Weathered Oak

Natural White Oak

Stone Ash

Rustic Elm

Sandy Birch

Silver Maple

Brown Oak

Coconut Husk

Sea Salt Gray

Dark Cocoa



Maritime Gray

Dark Teak

Rails options

TREX RAILING OPTIONS

LUXURY
Trex Signature® X-Series™

BEST
Trex Signature®

BETTER
Trex Transcend®

GOOD
Trex Select® & Trex Select® T-Rail

TIMBERTECH RAIL OPTIONS

Composite Railing
Classic Composite Series

Composite Railing
RadianceRail Express

Composite Railing
Classic Composite Series



Composite Railing
Classic Composite Series

Composite Railing
Classic Composite Series



Metal Railing
Impression Rail Express®

Composite Railing
Classic Composite Series

Composite Railing
Classic Composite Series

Composite Railing
Classic Composite Series

CUSTOM LAYOUTS

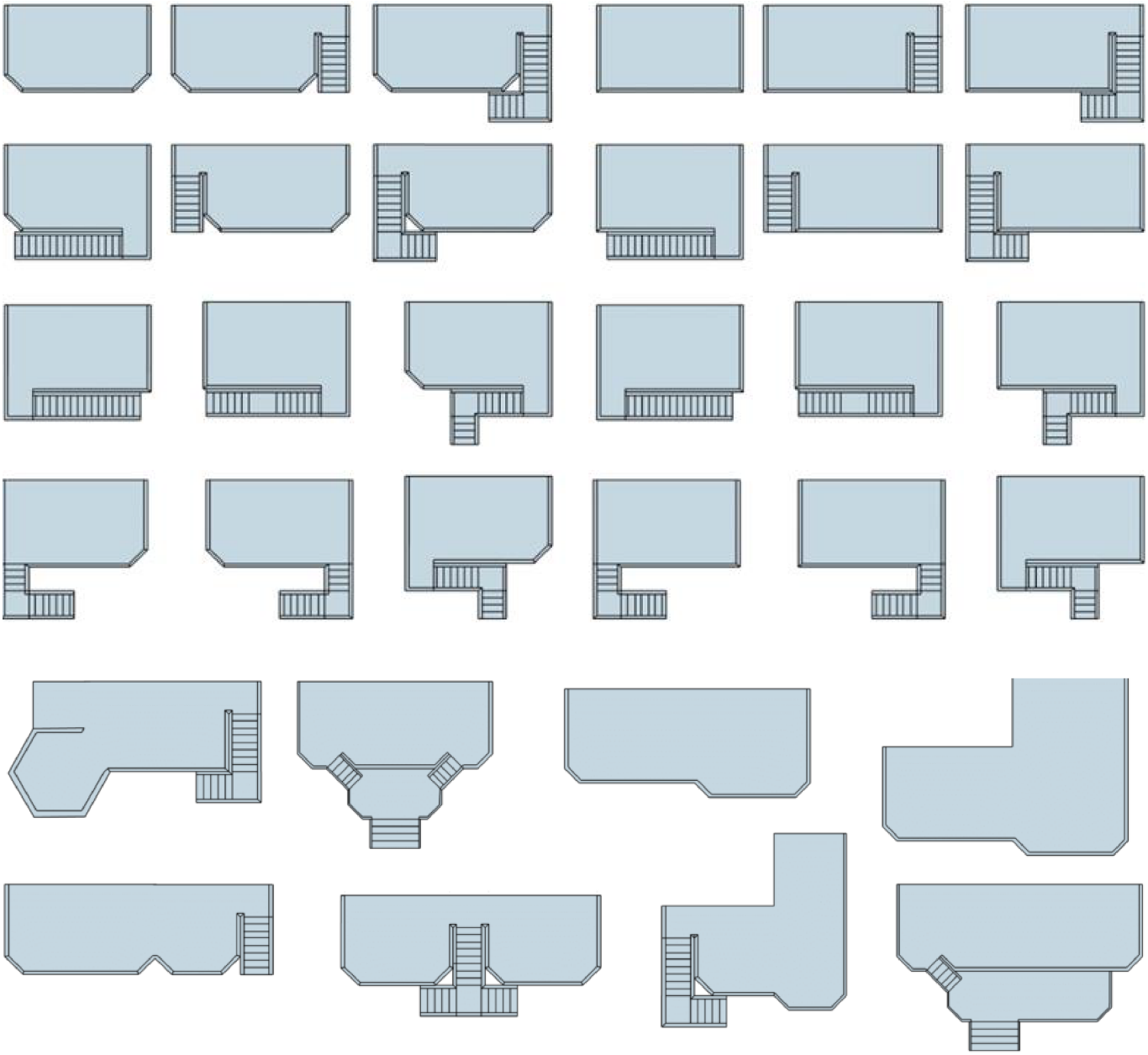

Custom inlays and borders





CUSTOM INLAYS AND BORDERS

Traditional horizontal



Traditional vertical



Diagonal



Traditional horizontal with picture framing



Traditional vertical with picture framing



Diagonal with picture framing



Cask

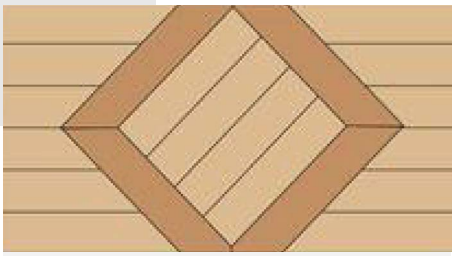

Horizontal with diamond insert

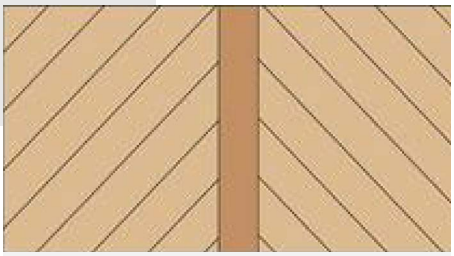

Diagonal with solid centre

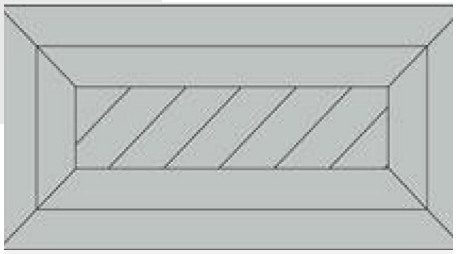

Twin picture framed



Herringbone

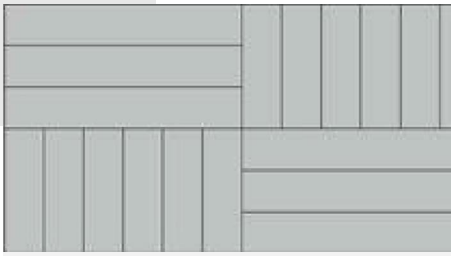

Patchwork

Lighting options

TREX OUTDOOR LIGHTING

Solar Post Cap Light

Post Cap Light

Deck Rail Light

Stair Riser Light

Recessed Deck Light

Aluminum Post Cap Light

Wedge Deck Rail Light

Trex® RainEscape®
Soffit Light

TIMBERTECH OUTDOOR LIGHTING

Accent Light

Small Accent Light



In-Deck Light

Lighted Island Cap

Composite Post Cap Light

Impression Rail Express Post Cap Light

Riser Light

Under-Rail Light

Custom skirting

CUSTOM SKIRTING



Custom add ons

CUSTOM ADD ONS

Our process

Step #1: Setup a Free Estimate

Setup a free estimate and we will discuss site layout, material options, our process, and your overall project vision.

Step #2: Review Quote and Options

Once you have recieved the quote, review all the options and material choses. We will be providing a plot plan and breakdown of all materials and labor involved.

Step #3: Sign Agreement and Receive Project Start Date

Once all the materials and options are finalized, we provide a agreement form that provides a project start date. You are then on the schedule!

Step #4: Pull Permits and Coordinate Materials

We pull all the permits for the project and ensure all plot plans have been met to proper code and building requirements. Materials are delivered to the site a few days prior to the start date.

Step #5: Construction in Progress

As we start and continue your new deck build, we provide progress updates to ensure you understand how the project is going and keep you in the loop. We make sure the site a cleaned up and is a safe environment.

Step #6: Completion

As we wrap up the project, we love to hear feedback on how everything is coming out. We make sure every customer is satisfied!

MODERNIZE IT
LLC

603-921-6274

www.modernizeitllc.com

Hudson, New Hampshire